



■ Features

- Charger for lithium batteries (Li-ion, LiFePO₄ and lithium manganese) and Lead-Acid batteries
- Built-in 2-stage charging curve (For Lithium batteries) and 3-stage charging curve (For Lead-Acid batteries)
- Universal AC input, wide range cover 90-264V
- Small size
- High efficiency, >90% at AC 90V input
- Protection: Short circuit, OCP, OVP & reverse polarity
- 1 years warranty

■ Applications

- Power tools & Drones
- Electric scooter
- Surveillance system
- Consumer electronic devices

■ Description

GaN085 is a single output 85W AC/DC desktop type charger with 2 and 3 stage charging curve. The different curves are suitable for different batteries, such as Lead-acid batteries (gel, flooded and AGM) and Lithium batteries (Li-ion, LiFePO₄ and Lithium manganese).

■ Mode Encoding

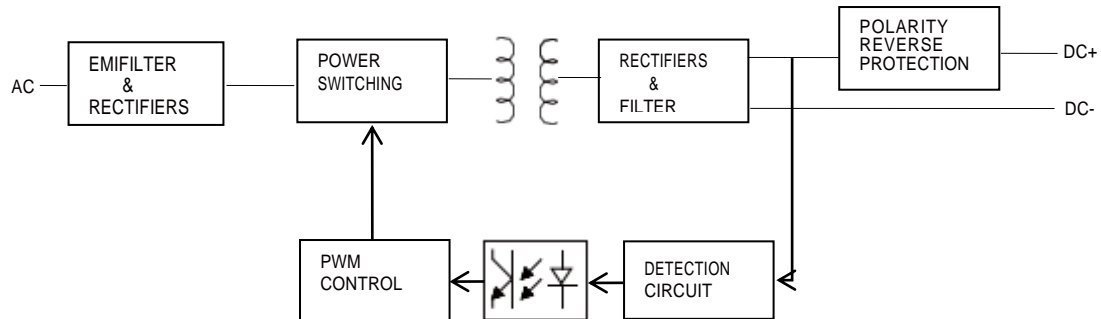
GaN085-XXXXYY



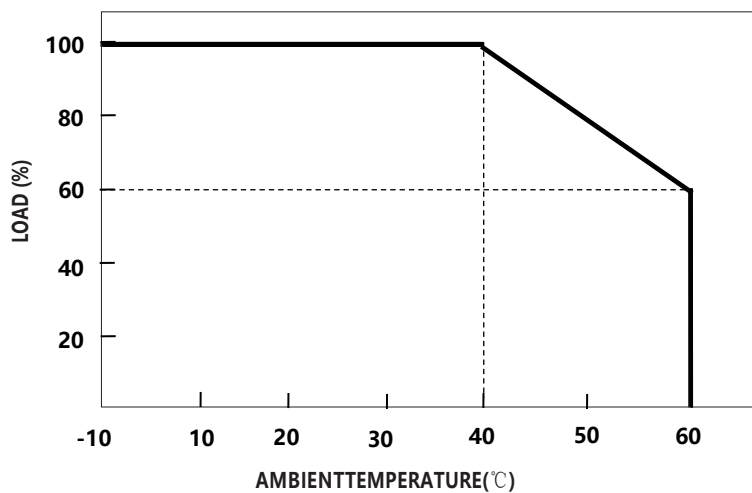
SPECIFICATION (Lead-Acid battery charger)

MODEL		GaN085-148050	GaN085-296028	GaN085-592015	
OUTPUT	Charge voltage (High voltage)	14.8V±1%	29.6V±1%	59.2V±1%	
	Charge voltage range	10-14.8V	20-29.6V	40-59.2V	
	Float charge (Low voltage)	13.8V±1%	27.6V±1%	55.2V±1%	
	Charge current	5.0A±10%	2.8A±10%	1.5A±10%	
	Charge-end current	≤1.0A ±20%	≤0.56A ±20%	≤0.3A ±20%	
	Rated power	74W	82.88W	88.8W	
	Recommended battery capacity Note.3	20 - 55Ah	12 - 28Ah	8 - 15Ah	
	Leakage current from battery (Typ.)	≤2mA			
CHARGE INDICATOR	LED indication	Red: Charging. Green: Full or Idle			
INPUT	Rated input voltage	100 - 240VAC 50 / 60Hz			
	Input voltage range Note.4	90 - 264VAC			
	Power factor (Typ.)	PF>0.55@AC100V, full load			
	Input current (Typ.)	1.5A@100VAC			
	Inrush current (Typ.)	Cold start 75A @230VAC			
	Standby input power	<1W			
	Efficiency (Typ.)	93%	93%	92.5%	
PROTECTION	Short circuit	Yes			
	Over voltage	Yes			
	Reverse polarity	Yes			
	Over temperature	-			
ENVIRONMENT	Working temperature	-10 - +40℃ (Refer to " Derating Curve")			
	Working humidity	0 - 90% RH			
	Storage temperature,humidity	-40 - +70℃, 0 - 95% RH			
	Cooling	Natural convection			
	Vibration resistance	10 - 50Hz, 2G 10min. 1cycle, 60min. each along X, Y, Z axes			
SAFETY&E MC(Note.6)	Max. temperature rise	< 40℃ on casing			
	Hi-Pot Insulation	i/p to o/p: 3000V (1 min)			
	Safety standards	IEC62368-1			
	EMC Emission	Parameter	Standard		Test Level I Note
		Conducted	EN55032 FCC PART15		Class B
		Radiated	EN55032 FCC PART15		Class B
		Harmonic Current	EN61000-3-2	
		Voltage Flicker	EN61000-3-3	
EMC IMMUNITY	EN61000-4-2, EN61000-4-3, EN61000-4-4, EN61000-4-5, EN61000-4-6, EN61000-4-8, EN61000-4-11				
OTHERS	MTBF	30000H			
	Dimension	114*68.4*29mm(L*W*H)			
	Weight	250g			
NOTE	1.Modification for charger specification may be required for different battery specification. Please contact battery vendor and Green digital power for details. 2.All parameters NOT specially mentioned are measured at 230VAC input, rated load and 25℃ of ambient temperature. 3.This is Green suggested range. Please consult your battery manufacturer for their suggestions about maximum charging current limitation. 4.Derating may be needed under low input voltages. Please check the derating curve for more details. 5.This protection mechanism is specified for the case the short circuit occurs after the charger is turned on. 6.The battery charger is considered as an independent unit, but the final equipment still need to re-confirm that the whole system complies with the EMC directives. 7.AC Inlet is ICE320-C8, DC cord is 1.5m 2*18AWG wires, DC terminal is defined when order.				

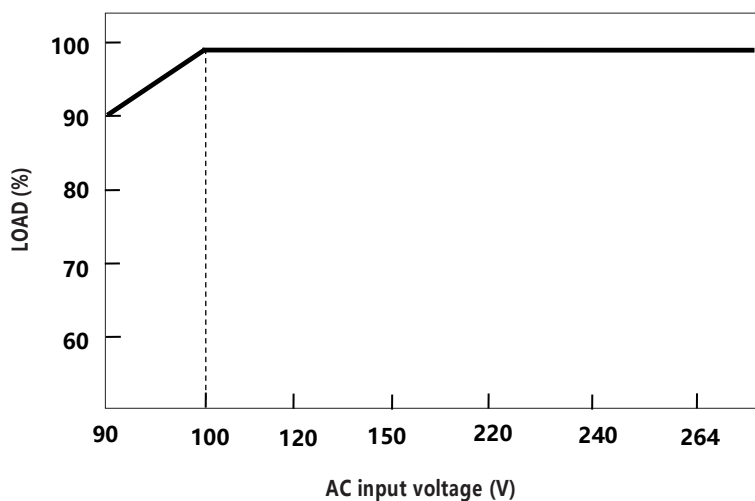
■ Block Diagram



■ Derating Curve

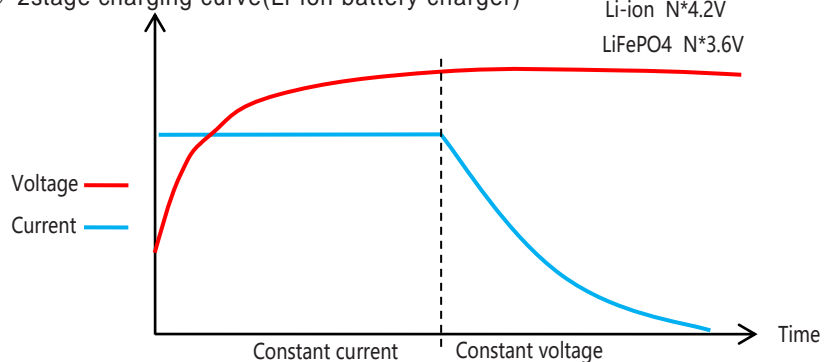


■ static Characteristics

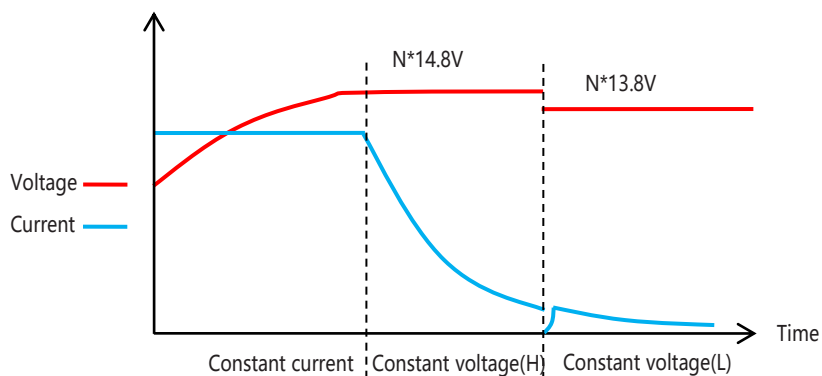


■ ChargingCurve

◎ 2stage charging curve(Li-ion battery charger)



◎ 3stage charging curve(Lead-Acid battery charger)



■ Mechanical specification

